

How to setup the Web VPN Service for Windows 8.1, Windows 10, Windows Server 2012, and Windows Server 2016

To log into the secure Fredonia Web VPN Service

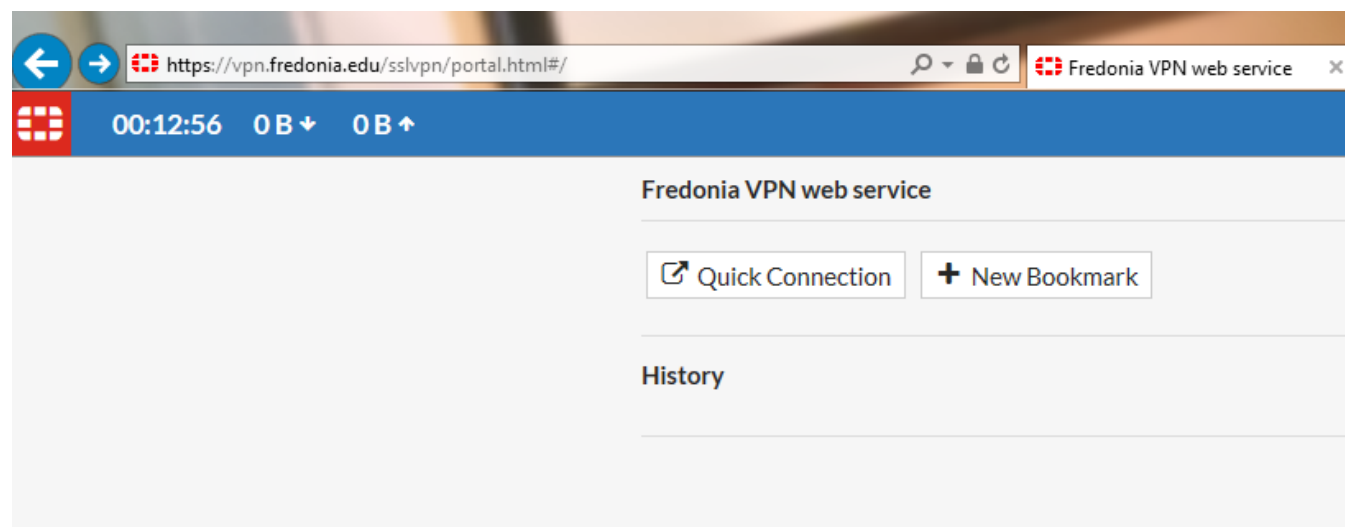
1. Using the web browser on your computer, browse to the URL <https://vpn.fredonia.edu>.



The screenshot shows the Fredonia VPN Login page. On the left is the Fredonia State University of New York logo. The main heading is "VPN Login". Below the heading is a warning message: "Unauthorized access is prohibited, all access and activities not explicitly authorized by the owner of this equipment are unauthorized. Criminal activity will be reported to the appropriate authorities." There are two input fields: "eServices ID" and "Password". Below these fields is a large blue "Login" button.




2. Enter your information into the appropriate fields.

3. Select Login. You will be redirected to the Fredonia SSL VPN web portal home page.



4. Select New Bookmark and be sure to select RDP to create a new Remote Desktop Bookmark.

← New Bookmark

Name

Host

Port

Description

Use SSL-VPN Credentials

Username

Password

Keyboard Layout

Security

5. In the Name field, type what you want to name the connection

6. In the Host field, type the Fully Qualified Domain Name (FQDN) of the RDP host. The RDP host is the computer your are trying to connect to remotely.

NOTE: Directions to find the FQDN can be found [here](#).

7. In the Username and Password fields, type your Username (e.g. eService I.D.) and password. You must have a user account on the remote computer to log in.

8. Click Save

9. To launch the VPN RDP session go back to the Fredonia SSL VPN web portal home page and select your desired bookmark.

Support:

If you have any questions or need further assistance, please contact the ITS Service Center that can be contacted through email at ITServicecenter@fredonia.edu, [Tracker](#), phone, or by a visit to the ITS Service Center office. The office is located at W203 Thompson, on the 2nd Floor. Phone: (716) 673-3407.

Short URL to this page: [https://answers.fredonia.edu/x/\\$action.getTinyUrl\(\)](https://answers.fredonia.edu/x/$action.getTinyUrl())

Related articles

- [Technology Procurement Process](#)
- [Fredonia Mail Data Loss Prevention Policy for Credit Card Numbers \(CCN\) and Social Security Numbers \(SSN\)](#)
- [How do I mark or unmark Spam in Gmail?](#)
- [Connecting to FREDsecure with Android](#)
- [FREDsecure Setup](#)