

Watching Pages and Spaces

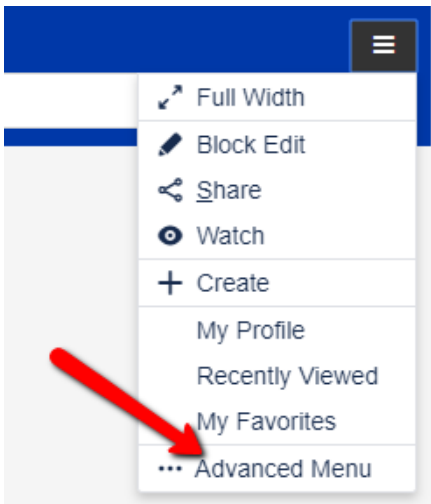
Watching Pages and/or Spaces allows you to receive notification emails when changes are made to the content of the Page/Space

Watching Pages/Spaces

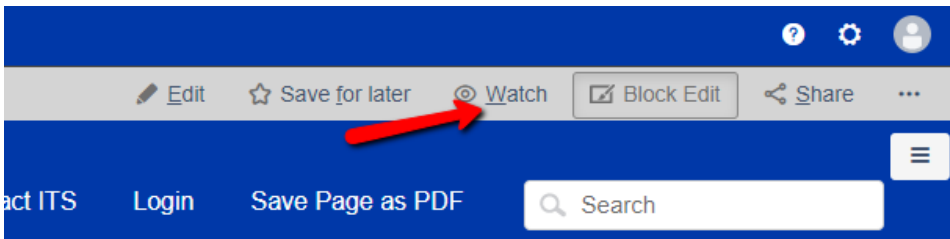
1. Log on to Answers
2. Click the hamburger menu in the upper-right corner



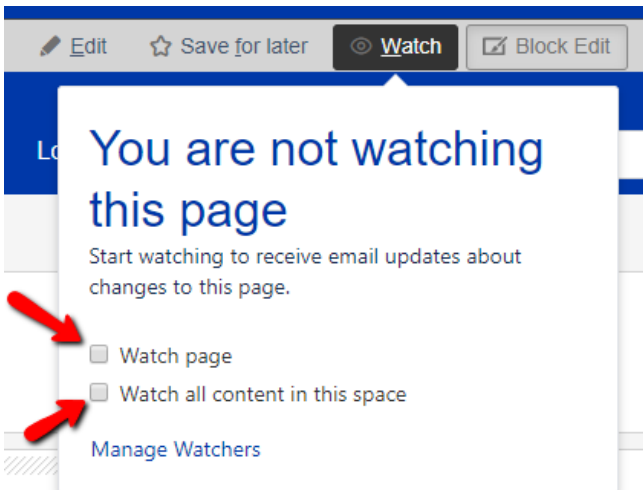
3. Click Advanced Menu



4. On the page you want to watch click Watch



5. Choose to watch the Page or the entire Space

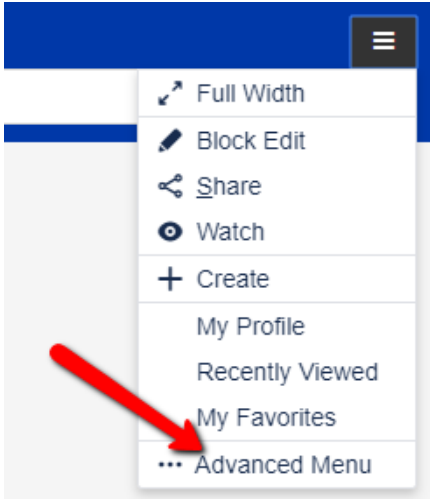


Stop Watching Pages/Spaces

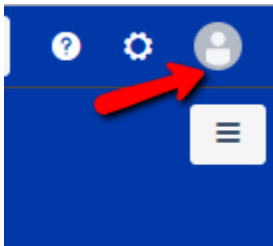
1. Log on to Answers
2. Click the hamburger menu in the upper-right corner



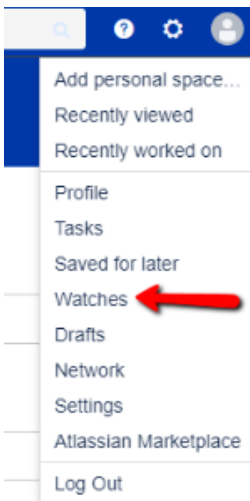
3. Click Advanced Menu



4. Click the user icon



5. Click Watches



6. Click Stop Watching on Spaces or Pages that you no longer wish to receive notifications for


Profile Tasks Saved for later Watches Drafts Network Settings

Space Watches

 OnCourse Knowledge Base [Stop Watching](#)



Page Watches

 .brikkit (Theme Press Default) [Stop Watching](#)

 **Watching Pages and Spaces**

Short URL to this page: [https://answers.fredonia.edu/x/\\$action.getTinyUrl\(\)](https://answers.fredonia.edu/x/$action.getTinyUrl())