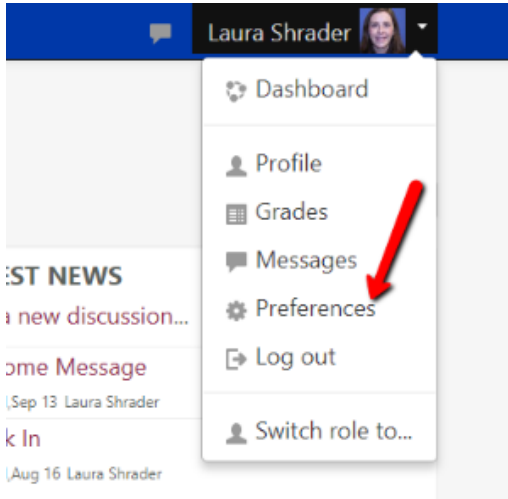


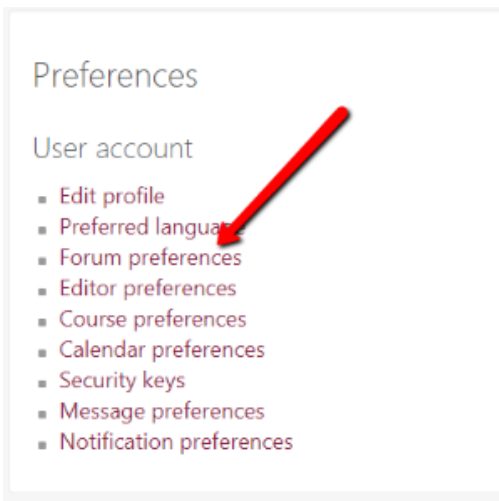
Modifying discussion forum preferences

Step-by-step guide

1. Log into OnCourse and click on the drop-down menu next to your profile image. Click on **Preferences**.






2. Click on **Forum preferences**.



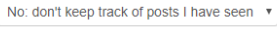
3. For **Forum auto-subscribe**, select **No: don't automatically subscribe me to forum discussions** from the drop-down menu and click on **Save changes**.

Forum preferences

Email digest type  No digest (single email per forum post) 

Forum auto-subscribe No: don't automatically subscribe me to forum discussions 

Forum tracking

Forum tracking No: don't keep track of posts I have seen 

When sending forum post notifications Mark the post as read 



 Save changes Cancel

4. After you have posted your discussion thread on the discussion forum, subscribe to it.

By subscribing to your discussion thread, you will receive an email notification each time someone replies to your discussion thread.

To subscribe to a particular discussion thread, click on the envelope icon on the right hand side of your discussion row.

Once you have clicked the envelope icon, it turns orange which indicates that you have subscribed.

Forum Post One

Please take a moment to introduce yourself. Include where you're from, what you major is, interests and hobbies.

2 discussions

Add a new discussion

 Search

Recent  Sort



Harry Shrader

Happy to Be Here

316 days ago

1 reply



Last 32 days ago



Short URL to this page: [https://answers.fredonia.edu/x/\\$action.getTinyUrl\(\)](https://answers.fredonia.edu/x/$action.getTinyUrl())

Related articles

- [Preventing New Forum Threads in OnCourse](#)
- [Managing Open Forum Subscriptions in OnCourse](#)
- [Adding an Open Forum in OnCourse](#)
- [Modifying discussion forum preferences](#)