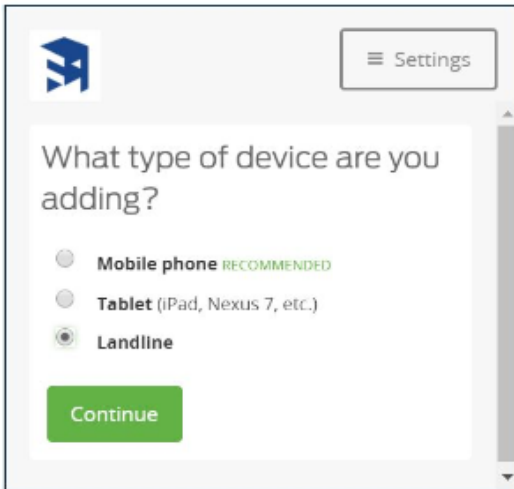


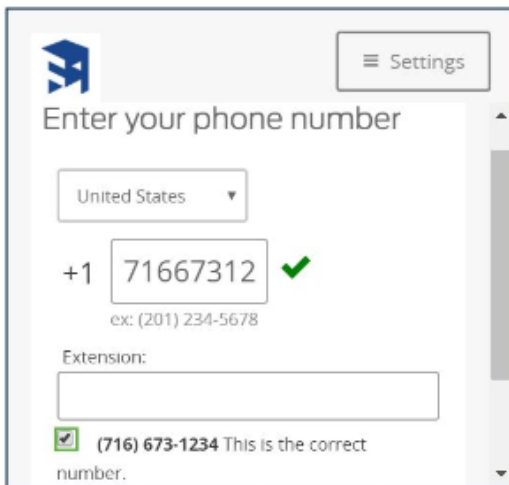
# Enroll a Landline or Cell Phone with Duo

The following steps are required to enroll a landline phone or cell phone.

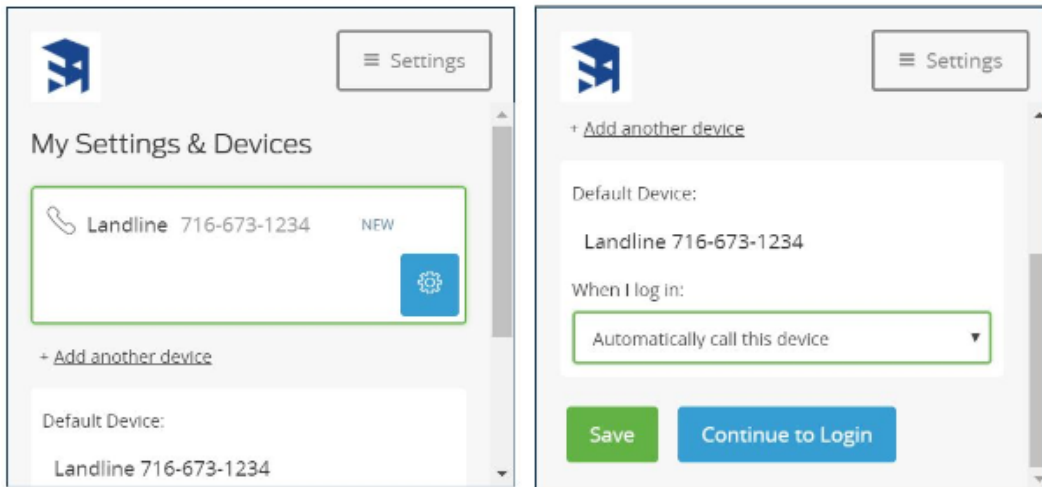
1. Either on the initial setup or while adding a device from the Settings menu, select the Landline option and press continue.


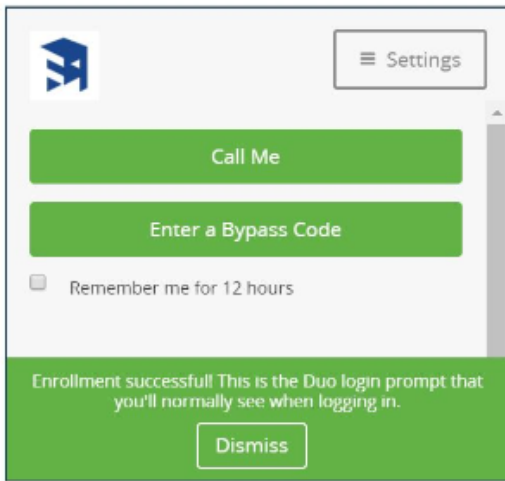


2. Enter your phone number. Numbers can be entered with or without punctuation, e.g., 617-353-2000 or 6173532000 are both acceptable. Enter an extension if applicable. Click the checkbox to confirm the number was entered correctly, then click the Continue button.



3. In the final screen, select the default action to perform when you log in with this phone and save the settings.





Short URL to this page: [`https://answers.fredonia.edu/x/\$action.getTinyUrl\(\)`](https://answers.fredonia.edu/x/$action.getTinyUrl())

## Related articles

## Content by label

There is no content with the specified labels

